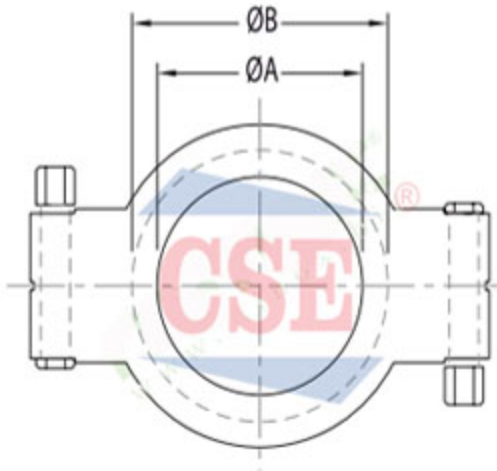
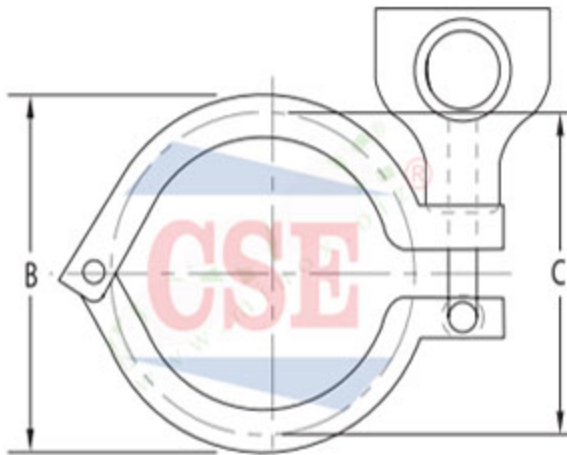


Clamp Union



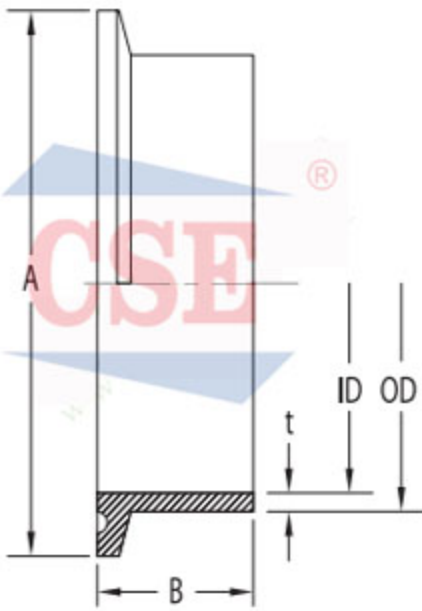
**High Pressure Clamp Ring
Dimension (mm)**

| Size (Inch) | A | B |
|-------------|-------|-------|
| 1.5" | 43.3 | 52.0 |
| 2.0" | 56.4 | 65.5 |
| 2.5" | 69.5 | 79.0 |
| 3.0" | 77.6 | 92.5 |
| 4.0" | 108.9 | 120.5 |
| 6.0" | 158.0 | 170.0 |
| 8.0" | 222.5 | 237.5 |
| 10.0" | 258.2 | 272.8 |
| 12.0" | 309.0 | 327.6 |



**Clamp Union-Clamp Ring
Dimension (mm)**

| Size (Inch) | B | C |
|-------------|-------|-------|
| 0.5" | 38.0 | 28.3 |
| 0.75" | 38.0 | 28.3 |
| 1.0" | 63.8 | 54.0 |
| 1.5" | 63.8 | 54.0 |
| 2.0" | 77.4 | 67.1 |
| 2.5" | 90.4 | 81.0 |
| 3.0" | 103.6 | 94.5 |
| 3.5" | 118.3 | 109.0 |
| 4.0" | 132.6 | 122.4 |
| 4.5" | 143.5 | 134.0 |
| 5.0" | 158.5 | 149.0 |
| 5.5" | 168.2 | 159.0 |
| 6.0" | 185.0 | 175.1 |
| 8.0" | 236.0 | 225.9 |
| 10.0" | 280.0 | 272.0 |
| 12.0" | 333.0 | 323.0 |



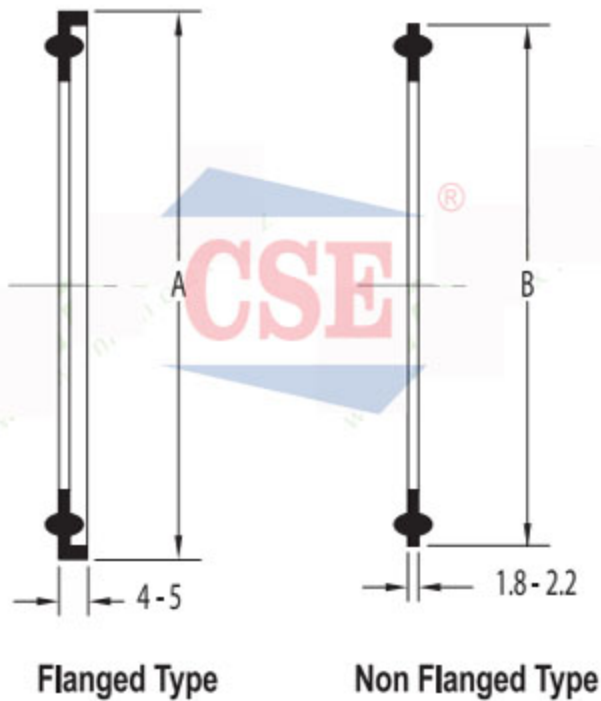
Clamp Union-Ferrule Dimension (mm)

| Size (Inch) | OD / ID x t | A | B1 | B2 | B3 |
|-------------|----------------------|-------|------|------|------|
| 0.5" | 12.7 / 9.7 x 1.5 | 25.2 | 12.7 | 21.5 | 28.6 |
| 0.75" | 19.05 / 16.05 x 1.5 | 25.2 | 12.7 | 21.5 | 28.6 |
| 1.0" | 25.4 / 22.4 x 1.5 | 50.5 | 12.7 | 21.5 | 28.6 |
| 1.5" | 38.1 / 35.1 x 1.5 | 50.5 | 12.7 | 21.5 | 28.6 |
| 2.0" | 50.8 / 47.8 x 1.5 | 64.0 | 12.7 | 21.5 | 28.6 |
| 2.5" | 63.5 / 60.5 x 1.5 | 77.5 | 12.7 | 21.5 | 28.6 |
| 3.0" | 76.2 / 73.2 x 1.5 | 91.0 | 12.7 | 21.5 | 28.6 |
| 3.5" | 88.9 / 84.9 x 2.0 | 106.0 | 15.9 | 21.5 | 28.6 |
| 4.0" | 101.6 / 97.6 x 2.0 | 119.0 | 15.9 | 21.5 | 28.6 |
| 4.5" | 114.3 / 110.3 x 2.0 | 130.0 | 21.5 | 28.6 | 38.1 |
| 5.0" | 127.0 / 123.0 x 2.0 | 144.5 | 21.5 | 28.6 | 38.1 |
| 5.5" | 139.7 / 133.7 x 3.0 | 155.0 | 21.5 | 28.6 | 38.1 |
| 6.0" | 152.4 / 146.7 x 2.85 | 167.0 | 21.5 | 28.6 | 38.1 |
| 8.0" | 203.2 / 197.5 x 2.85 | 217.7 | 21.5 | 28.6 | 38.1 |
| 10.0" | 254.0 / 247.1 x 3.45 | 268.5 | 21.5 | 28.6 | 38.1 |
| 12.0" | 304.8 / 297.9 x 3.45 | 319.3 | 21.5 | 28.6 | 38.1 |

Clamp Union-Ferrule Blank Dimension (mm)

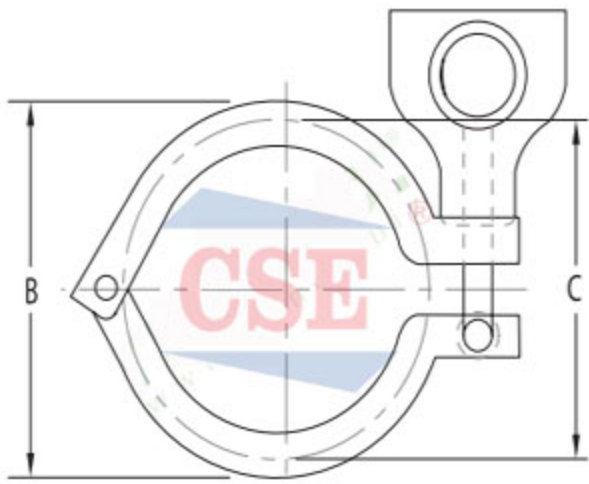
| Size (Inch) | A | B |
|-------------|-------|------|
| 0.5" | 25.2 | 5.5 |
| 0.75" | 25.2 | 5.5 |
| 1.0" | 50.5 | 6.4 |
| 1.5" | 50.5 | 6.4 |
| 2.0" | 64.0 | 6.4 |
| 2.5" | 77.5 | 6.4 |
| 3.0" | 91.0 | 6.4 |
| 3.5" | 106.0 | 6.4 |
| 4.0" | 119.0 | 7.9 |
| 4.5" | 130.0 | 10.0 |
| 5.0" | 144.5 | 10.0 |
| 5.5" | 155.0 | 10.0 |
| 6.0" | 167.0 | 11.1 |
| 8.0" | 217.7 | 11.1 |
| 10.0" | 268.5 | 11.1 |
| 12.0" | 319.3 | 11.1 |





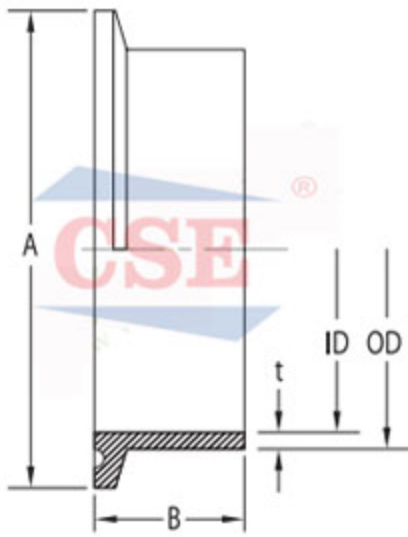
Clamp Union-Seal Ring Dimension (mm)

| Size (Inch) | A | B |
|-------------|-------|-------|
| 0.5" | 27.2 | 25.2 |
| 0.75" | 27.2 | 25.2 |
| 1.0" | 52.2 | 50.5 |
| 1.5" | 52.2 | 50.5 |
| 2.0" | 66.0 | 64.0 |
| 2.5" | 79.0 | 77.5 |
| 3.0" | 93.0 | 91.0 |
| 3.5" | 108.0 | 106.0 |
| 4.0" | 121.0 | 119.0 |
| 4.5" | 132.0 | 130.0 |
| 5.0" | 146.5 | 144.5 |
| 5.5" | 157.0 | 155.0 |
| 6.0" | 169.0 | 167.0 |
| 8.0" | 219.0 | 217.7 |
| 10.0" | 271.5 | 268.5 |
| 12.0" | 321.3 | 319.3 |



Clamp Union-Clamp Ring Dimension (mm)

| Size (DIN) | B | C |
|------------|-------|-------|
| 10 | 43.0 | 37.0 |
| 15 | 43.0 | 37.0 |
| 20 | 43.0 | 37.0 |
| 25 | 63.8 | 54.0 |
| 32 | 63.8 | 54.0 |
| 40 | 63.8 | 54.0 |
| 50 | 77.4 | 67.1 |
| 65 | 103.6 | 94.5 |
| 80 | 118.3 | 109.0 |
| 100 | 132.6 | 122.4 |
| 125 | 168.2 | 159.0 |
| 150 | 196.2 | 187.0 |
| 200 | 246.7 | 237.5 |



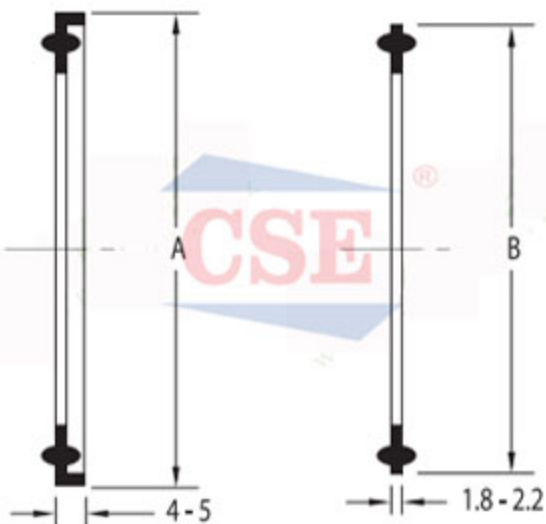
Clamp Union-Ferrule Dimension (mm)

| Size (DIN) | OD / ID x t | A | B1 | B2 | B3 |
|------------|-----------------|-------|------|------|------|
| 10 | 13 / 10 x 1.5 | 34.0 | 12.7 | 21.5 | 28.6 |
| 15 | 19 / 16 x 1.5 | 34.0 | 12.7 | 21.5 | 28.6 |
| 20 | 23 / 20 x 1.5 | 34.0 | 12.7 | 21.5 | 28.6 |
| 25 | 29 / 26 x 1.5 | 50.5 | 12.7 | 21.5 | 28.6 |
| 32 | 35 / 32 x 1.5 | 50.5 | 12.7 | 21.5 | 28.6 |
| 40 | 41 / 38 x 1.5 | 50.5 | 12.7 | 21.5 | 28.6 |
| 50 | 53 / 50 x 1.5 | 64.0 | 12.7 | 21.5 | 28.6 |
| 65 | 70 / 66 x 2.0 | 91.0 | 12.7 | 21.5 | 28.6 |
| 80 | 85 / 81 x 2.0 | 106.0 | 15.9 | 21.5 | 28.6 |
| 100 | 104 / 100 x 2.0 | 119.0 | 15.9 | 28.6 | 38.1 |
| 125 | 129 / 125 x 2.0 | 155.0 | 21.5 | 28.6 | 38.1 |
| 150 | 154 / 150 x 2.0 | 183.0 | 21.5 | 28.6 | 38.1 |
| 200 | 204 / 200 x 2.0 | 233.5 | 21.5 | 28.6 | 38.1 |



Clamp Union-Ferrule Blank Dimension (mm)

| Size (DIN) | A | B |
|------------|-------|------|
| 10 | 34.0 | 5.5 |
| 15 | 34.0 | 5.5 |
| 20 | 34.0 | 5.5 |
| 25 | 50.5 | 6.4 |
| 32 | 50.5 | 6.4 |
| 40 | 50.5 | 6.4 |
| 50 | 64.0 | 6.4 |
| 65 | 91.0 | 6.4 |
| 80 | 106.0 | 6.4 |
| 100 | 119.0 | 7.9 |
| 125 | 155.0 | 10.0 |
| 150 | 183.0 | 11.1 |
| 200 | 233.5 | 11.1 |



Clamp Union-Seal Ring Dimension (mm)

| Size (DIN) | A | B |
|------------|-------|-------|
| 10 | 36.0 | 34.0 |
| 15 | 36.0 | 34.0 |
| 20 | 36.0 | 34.0 |
| 25 | 52.5 | 50.5 |
| 32 | 52.5 | 50.5 |
| 40 | 52.5 | 50.5 |
| 50 | 66.0 | 64.0 |
| 65 | 93.0 | 91.0 |
| 80 | 108.0 | 106.0 |
| 100 | 121.0 | 119.0 |
| 125 | 157.0 | 155.0 |
| 150 | 185.0 | 183.0 |
| 200 | 236.5 | 233.5 |

Flanged Type

Non Flanged Type