

TB-5



Bucket	Float	Disc	Bellows
Bimetal	Wafer	By-pass	Stainless steel
Connector	Right to Left	Down to Up	Up to Down



5
Steam Trap

■Features

1. Excellent durability ensured by unique internal structure (free floating lever system, spherical valve, etc).
2. Reliable performance due to all stainless steel made internal parts and the unique internal structure.
3. Superior energy saving since intermittent operation removes air adiabatic wall in the head exchanger and increases heat efficiency considerably.
4. Distinguished scale resistance provided by built-in strainer and dual separation system.
5. Wide variety of options, including large vent and built-in type check valve.

■Specifications

Model	TB-5	
Maximum pressure	1.0 MPa	
Maximum working differential pressure	Refer to "Discharge Capacity Chart"	
Max. temperature	220°C	
Material	Body	Ductile cast iron
	Valve, valve seat	Stainless steel
	Bucket	Stainless steel
Connection	JIS 10K FF flanged	
Nominal size	15A-50A	

■Orifice Size

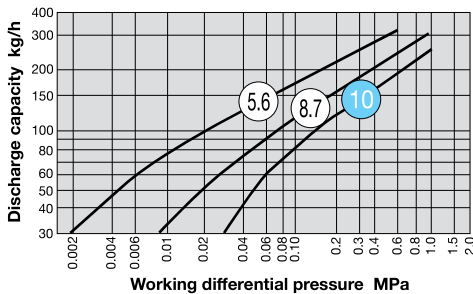
Max. working differential pressure MPa

	Nominal size	
	15A-25A	32A-50A
3/8 (9.5mm)	—	0.21
9/32 (7.1mm)	—	0.56
1/4 (6.4mm)	—	0.87
7/32 (5.6mm)	—	1.0
1/8 (3.2mm)	0.56	—
7/64 (2.8mm)	0.87	—
#38 (2.5mm)	1.0	—

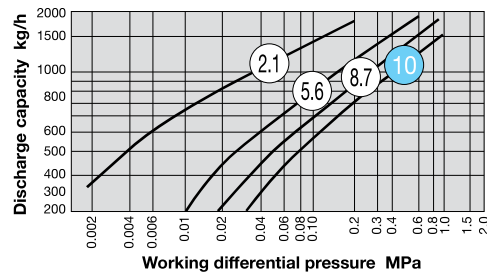
■Discharge Capacity Chart

(The charts below show the discharge capacity of saturated condensate in actual operation.)

· 15A-25A



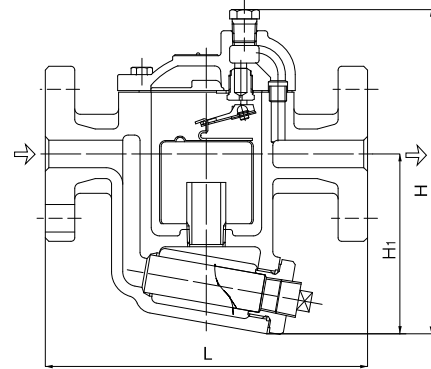
· 32A-50A



- The discharge capacity shown here is a continuous discharge capacity at the indicated differential pressure.
- In general, select a steam trap with a safety factor twice or threefold the regular level.
- The circled values are maximum working differential pressures (kgf/cm²). (The values in white circles represent a standard product, and those in a green circle denote a custom-made product.)

■Dimensions (mm) and Weights (kg)

Nominal size	L	H	H ₁	Plug	Weight
15A	175	177	98	NPT 3/8	4.5
20A	195	177	98	NPT 3/8	4.9
25A	215	177	98	NPT 3/8	6.2
32A	280	336	190	NPT 1/2	18.3
40A	280	336	190	NPT 1/2	18.7
50A	290	336	190	NPT 1/2	19.6



5
Steam Trap

■Options

(The options listed below are made-to-order items. For further information, please contact us.)

- Large vent (LV)
- Thermic vent bucket (T)
- Scrub wire (VW)
- Built-in type check valve (V)

* Only either a built-in type check valve or a thermic vent bucket can be installed on 15A to 25A steam traps.

■Exploded View

