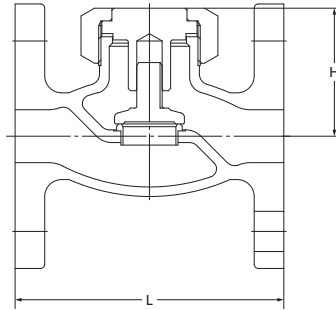



10K Lift Check Valve

10SNBF
U.B.
FF-flanged



F-F dimension : JIS B 2002 JV 4-4
End flanges : JIS B 2239 10K

120°C Static water..... 1.4MPa
220°C Steam, air, gas, oil..... 1.2MPa

- Use for lubricating or hydraulic oil is acceptable. Contact KITZ Corporation for technical advice, if valves are used as heat transfer media.
- Employment of copper gasket prohibits use of this valve for ammonia or amine chemicals.

Materials

Parts	JIS material
Body	FCD-5
Bonnet	SCS13A / SUS304
Disc	SUS403 / SCS1
Bonnet ring	FCD-5
Gasket	C1100P-0
Body seat ring	SUS403

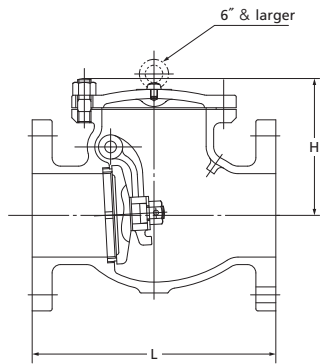
Dimensions

Size	mm						
	mm	15	20	25	32	40	50
	inch	1/2	3/4	1	1 1/4	1 1/2	2
L		108	117	127	140	165	203
H		50	53	61	69	75	87

NOTE : For flange dimensions, refer to Page 40. ※RF-flanged ends shall be optionally available.

10K Swing Check Valve

10SRBF
B.C.
FF-flanged



F-F dimension : JIS B 2002
End flanges : JIS B 2239 10K

120°C Static water..... 1.4MPa
220°C Steam, air, gas, oil..... 1.2MPa
300°C Steam, air, gas, oil..... 1.0MPa

- Use for lubricating or hydraulic oil is acceptable. Contact KITZ Corporation for technical advice, if valves are used as heat transfer media.
- Bolting materials will be changed for servicing high temperature exceeding 225°C. Contact KITZ Corporation for detailed information.
- A gasket will be used for sealing the plug for application to high temperature exceeding 260°C. Specify your service temperature in advance. Ensure replacement of plug gaskets on your valve maintenance.

Materials

Parts	JIS material
Body	FCD-5
Cover	FCD-5
Disc	SUS403 (8"~12": SCPH2 + 13Cr)
Disc nut	SS400 (5"~12": SUS304)
Body seat ring	SCS1 (5"~12": SUS403)
Arm	SCS13A (5"~12": SFVC2A or SCHP2)
Hinge pin	SUS403
Split pin	SUS304
Plug	SS400
Washer	SS400
Gasket	Soft Steel
Cover bolt/nut	Carbon Steel

Dimensions

Size	mm										
	mm	40	50	65	80	100	125	150	200	250	300
	inch	1 1/2	2	2 1/2	3	4	5	6	8	10	12
L		165	203	216	241	292	330	356	495	622	698
H		115	120	130	145	160	195	215	255	310	350

NOTE : For flange dimensions, refer to Page 40. ※RF-flanged ends shall be optionally available.